



TIER1FX WEEKLY



Weekly Calendar of Events



20/08/2018

21/08/2018

22/08/2018

23/08/2018

24/08/2018

Time	Country	Event	Time	Country	Event	Time	Country	Event	Time	Country	Event	Time	Country	Event
08:00	GE	PPI	03:30	AU	RBA Minutes	00:45	NZ	Retail Sales	02:30	JN	Nikkei Manufacturing PMI Flash	00:45	NZ	Trade Balance
11:00	EZ	Construction Output	12:00	UK	CBI Trends - Orders	03:30	AU	Construction Work Done	08:00	NO	GDP	01:30	JN	CPI Nationwide
12:00	EZ	The EU Finance Commissioner Pierre Moscovici gives news conference as Greece exits the last of its three bailouts.				14:30	CA	Retail Sales	08:45	FR	Business Climate Manufacturing	08:00	GE	GDP
						16:00	US	Existing Home Sales	09:15	FR	PMI Manufacturing, Services	14:30	US	Durable Goods Orders
						20:00	US	FOMC Minutes	09:30	GE	Markit PMI Manufacturing, Services	16:00	US	Fed Chair Powell Speaks at Jackson Hole Symposium
									09:30	SE	Unemployment Rate			
									10:00	EZ	Markit Flash PMIs			
									12:00	UK	Distributive Trades			
									13:30	EZ	ECB Minutes			
									14:30	US	Weekly Jobless Claims			
									16:00	US	New Home Sales			
									16:00	EZ	Consumer Confidence			

Source: Reuters, Tier1FX Research, All times CET



FX MARKETS – VOLATILE TRY STAYING IN FOCUS

FX Spot

Pair	Last Week Close	Weekly Change	2017 Highs	2017 lows	YTD %
AUDUSD	0.731	0.12%	0.8135	0.7203	-6.3%
EURUSD	1.1437	0.24%	1.2555	1.1301	-4.7%
GBPUSD	1.275	-0.13%	1.4376	1.2663	-5.6%
NZDUSD	0.6636	0.87%	0.7436	0.6545	-6.4%
USDCAD	1.3058	-0.65%	1.3385	1.225	3.8%
USDCHF	0.9957	0.05%	1.0068	0.9188	2.2%
USDCZK	22.452	-0.02%	22.838	20.11	5.5%
USDJPY	110.49	-0.39%	113.38	104.57	-1.9%
USDMXN	18.892	-0.04%	20.96	17.9375	-3.8%
USDNOK	8.4525	1.09%	8.5075	7.6348	3.0%
USDPLN	3.753	-0.22%	3.841	3.3084	7.8%
USDSEK	9.1511	0.34%	9.2461	7.8279	11.6%
USDSGD	1.3708	-0.18%	1.3818	1.301	2.5%
USDTRY	6.012	-6.45%	7.2149	3.7169	58.7%
USDZAR	14.6363	3.81%	15.4738	11.51	18.4%

Source: Reuters, Tier1FX Research

FX Forecasts (Reuters Poll Median)

Pair	1M	3M	6M	12M	
AUDUSD	0.74	0.74	0.755	0.77	
EURUSD	1.16	1.17	1.19	1.23	
GBPUSD	1.31	1.32	1.34	1.38	
NZDUSD	0.68	0.68	0.69	0.71	
USDCAD	1.3	1.3	1.28	1.26	
USDCHF	1	1	0.99	0.98	
USDJPY	111	110	110	109	
USDMXN	18.74	18.8	18.9	18.72	
USDNOK	8.14	8	7.8	7.39	
USDSEK	8.92	8.7813	8.57	8.1	
USDSGD	1.37	1.36	1.34	1.33	
USDZAR	13.5	13.5	13.3	13.05	

Source: Reuters, Tier1FX Research

EQUITY OVERVIEW



ASIAN INDICES

Name	Last Close	MTD%	QTD%	YTD%	2016 Highs	2016 Lows	P/E	Dividend Yield %	30 Day
MSCI ASIA-PACIFIC	162.08	-2.93	-2.38	-6.75	187.97	159.94			
MSCI APEX 50	1212.87	-4.14	-4.49	-8.91	1496.57	1191.50			
S&P/ASX 200	6339.20	1.03	2.43	4.61	6348.10	5724.80	16.99	5.42	
SHANGHAI COMPOSITE	2668.97	-6.19	-5.23	-18.41	3587.03	2665.59	11.62	2.80	
HANG SENG	27213.41	-3.45	-4.69	-7.76	33484.08	26871.11	10.44	3.48	
NIKKEI 225	22270.38	0.00	0.00	0.00	24129.34	20347.49	NULL	NULL	
KOSPI	2247.05	-2.06	-3.36	-8.90	2607.10	2218.09	12.10	1.28	
S&P/NZX 50	9052.77	2.01	1.77	8.38	9084.04	8031.08	16.08	5.31	
STRAITS TIMES	3209.44	-3.47	-1.96	-5.82	3641.65	3176.26	11.27	3.86	

Source: Reuters, Tier1FX Research



EUROPEAN INDICES

Name	Last Close	MTD%	QTD%	YTD%	2016 Highs	2016 Lows	P/E	Dividend Yield %	30 Day
MSCI EUROPE	1666.55	-5.16	-2.05	-7.17	1915.23	1647.43			
EUROSTOXX 50	3372.94	-3.63	0.06	-3.03	3687.22	3261.86			
BEL20	3768.50	-2.70	1.99	-4.63	4188.95	3664.16	16.45	3.79	
PRAGUE SE	1058.05	-2.68	-0.10	-1.40	1141.34	1043.18	14.22	4.54	
OMXC20	999.03	-1.37	4.27	-2.09	1056.09	932.29	18.69	2.37	
OMXH	9968.83	-0.25	0.72	6.29	10437.46	9369.32	16.85	3.88	
CAC 40	5344.93	-2.33	1.11	1.32	5657.44	5038.12	15.46	3.24	
DAX	12210.55	-3.59	0.32	-4.43	13596.89	11726.62	12.89	3.09	
AEX	552.95	-3.08	0.88	2.20	576.90	515.96	14.34	3.52	
FTSEMIB	20415.27	-8.00	-5.50	-6.48	24544.26	20236.27	10.78	4.04	
OBX	824.40	1.09	2.85	12.67	841.70	707.42		3.69	
IBEX 35	9417.30	-4.12	-1.65	-5.78	10643.40	9327.60	13.12	4.23	
OMXS30	1622.71	0.82	4.48	3.29	1647.69	1482.22	14.23	3.92	
SMI	9003.91	-1.45	5.02	-3.63	9616.38	8372.90	21.47	3.32	
FTSE 100	7558.59	-1.87	-0.44	-1.09	7903.50	6866.94	12.58	4.12	

Source: Reuters, Tier1FX Research


















AMERICAN INDICES

Name	Last Close	MTD%	QTD%	YTD%	2016 Highs	2016 Lows	P/E	Dividend Yield %	30 Day
MSCI UNITED STATES	2707.75	1.21	4.73	6.76	2734.51	2458.80			
RUSSELL 3000	1692.63	1.30	4.55	6.94	1700.03	1496.94			
DOW JONES	25558.73	1.00	5.76	3.84	26616.71	21600.34	19.93	2.24	
NASDAQ 100	7377.54	2.01	4.78	15.34	7511.39	6164.43	25.74		
S&P 500	2840.69	1.19	4.83	6.59	2872.87	2532.69	21.74	2.34	
MERVAL	26938.75	-10.41	0.78	-12.73	35461.52	22654.44		2.11	
BOVESPA	76028.51	-4.03	4.49	-0.49	88317.83	69068.77	15.36	3.90	
TORONTO STOCK EXCHANGE	16323.71	-0.67	0.28	0.71	16586.46	14785.78	16.49	3.17	
COLCAP	1525.29	0.13	-3.07	0.99	1598.40	1414.59	15.20	2.75	
JAMAICAN STOCK EXCHANGE	318013.78	0.81	3.33	9.54	318013.78	280564.19			
MXSE IPC	48264.63	-2.90	1.25	-2.22	51772.37	44429.36			
S&P LIMA GENERAL	19533.29	-4.65	-1.35	-2.21	21581.82	17081.05	14.70	2.80	
BURSATIL INDEX	160676.27	145.50	136.04	17265.95	160676.19	185.41	4.06		

Source: Reuters, Tier1FX Research









GOVERNMENT 10YR YIELDS

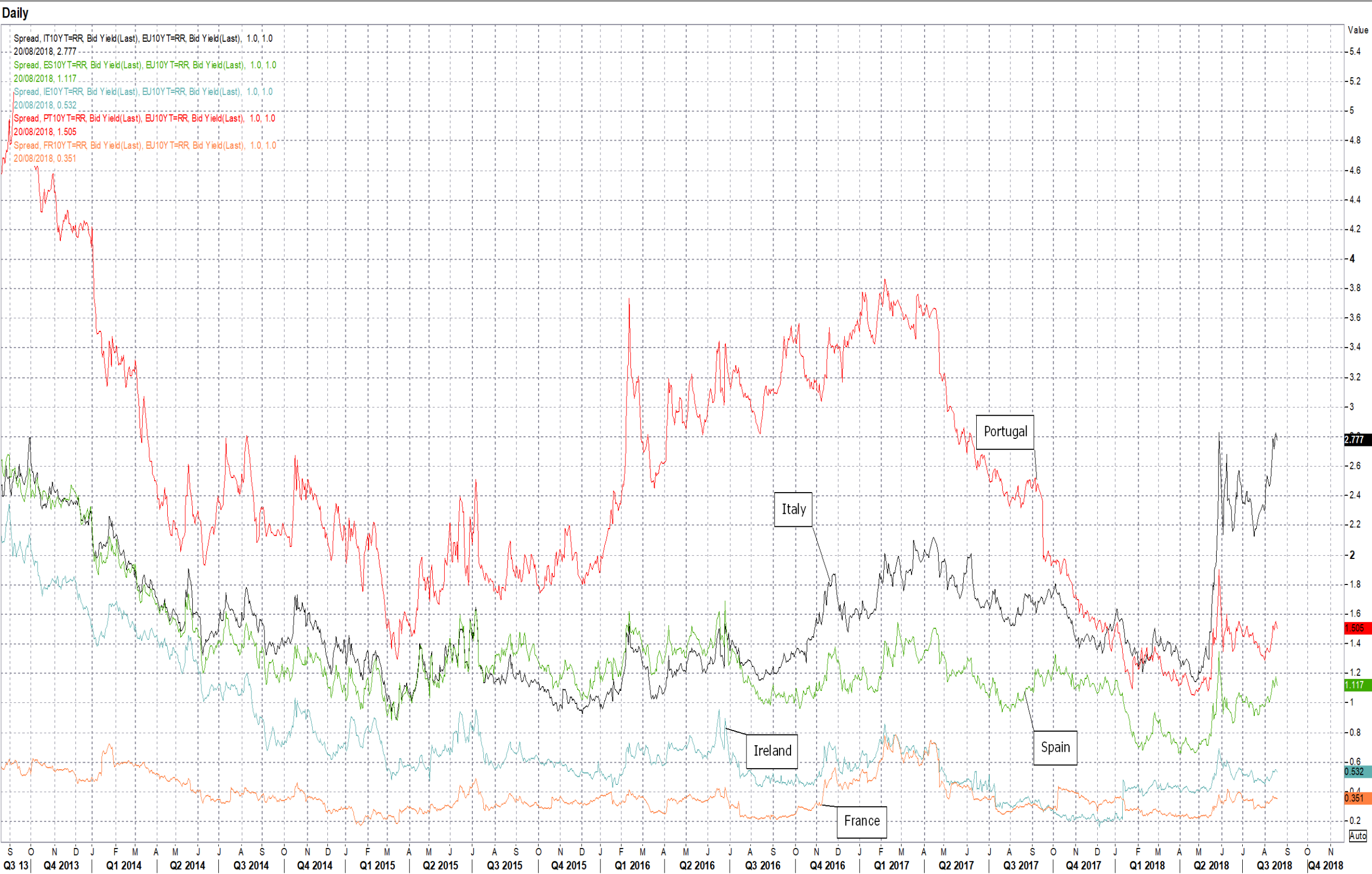
Name	Cntry ▲	Cpn	Mat Date	Bid	Ask	Net Chng	B Yield	A Yield	Yld Net Chng	Sw Sp	ASW Sp	Date	Time
  AU 10Y T-BOND	AU	2.250	21-May-2028	97.567	97.643	-0.025	2.533	2.524	+0.003 	-15.5	-17.6	20-Aug-2018	11:38
  BR 10Y T-BOND	BR	10.000	01-Jan-2027	925.219	926.633	-6.690	11.770	11.740	+0.150 	–	97.5	17-Aug-2018	23:00
  CA 10Y T-BOND	CA	2.000	01-Jun-2028	97.660	97.710	-0.100	2.268	2.262	+0.012 	-36.6	-39.6	17-Aug-2018	23:53
  CN 10Y T-BOND	CN	3.690	17-May-2028	100.175	100.493	-0.098	3.668	3.629	+0.012 	51.0	18.5	20-Aug-2018	11:44
  DE 10Y BUND	DE	0.250	15-Aug-2028	99.413	99.443	-0.052	0.310	0.307	+0.005 	-53.5	-54.2	20-Aug-2018	12:04
  FR 10Y OAT	FR	0.750	25-Nov-2028	100.878	100.978	+0.043	0.661	0.651	 -0.004	-20.9	-22.3	20-Aug-2018	12:04
  GB 10Y GILT	GB	4.250	07-Dec-2027	126.344	126.375	-0.059	1.240	1.237	+0.005 	-24.4	-26.9	20-Aug-2018	12:05
  ID 10Y T-BOND	ID	6.125	15-May-2028	88.017	88.547	+0.484	7.913	7.827	 -0.077	21.3	–	20-Aug-2018	11:18
  IN 10Y T-BOND	IN	7.170	08-Jan-2028	95.615	95.625	+0.155	7.837	7.835	 -0.024	43.7	27.8	20-Aug-2018	12:04
  IT 10Y BTP	IT	2.000	01-Feb-2028	91.343	91.441	+0.305	3.086	3.073	 -0.040	228.8	210.0	20-Aug-2018	12:05
  JP 10Y JGB	JP	0.100	20-Jun-2028	100.048	100.155	0.000	0.095	0.084	0.000	-19.8	-21.8	20-Aug-2018	11:14
  KR 10Y KTB	KR	2.625	10-Jun-2028	10,241.510	–	+26.109	2.406	–	 -0.029	32.5	30.7	20-Aug-2018	8:49
  MX 10Y T-BOND	MX	7.500	03-Jun-2027	98.689	99.248	-0.041	7.930	7.840	+0.010 	-20.9	-36.2	17-Aug-2018	22:29
  RU 10Y T-BOND	RU	7.050	19-Jan-2028	90.797	90.996	+0.146	8.670	8.630	 -0.020	-39.5	-39.7	20-Aug-2018	12:04
  TR 10Y T-BOND/d	TR	12.400	08-Mar-2028	65.350	–	+0.500	20.900	–	 -0.170	-109.8	99.4	20-Aug-2018	10:12
  US 10Y T-NOTE	US	2.875	15-Aug-2028	100*04½	100*05	+0*04	2.859	2.857	 -0.014	-6.9	-6.7	20-Aug-2018	12:03
  US 10Y INT NOTE	US	2.875	15-Aug-2028	100*04½	100*05	+0*01½	2.859	2.857	 -0.005	-6.9	-6.7	20-Aug-2018	12:03
  ZA 10Y T-BOND	ZA	10.500	21-Dec-2026	108.660	108.843	+0.242	8.995	8.965	 -0.040	69.1	60.4	20-Aug-2018	11:59



CENTRAL BANK DATES

INTEREST RATE PROBABILITIES									
	Central Bank	Target Rate	Next Meeting Date	Current Rate	Implied Rate		Most Probable Action	Change By	Probability (%)
	Federal Reserve	Fed Funds Target	26-Sep-2018	1.875	2.147		HIKE	0.25	92.3
	European Central Bank	Deposit Facility Rate	13-Sep-2018	-0.40	-0.357		NO CHANGE	-	97.92
	Reserve Bank of Australia	Cash Target Rate	04-Sep-2018	1.50	1.498		NO CHANGE	-	99.37
	Banco Central do Brasil	SELIC Target Rate	19-Sep-2018	6.50	6.590		NO CHANGE	-	64
	Bank of Canada	ON Target Rate	05-Sep-2018	1.50	1.553		NO CHANGE	-	77.65
	Czech National Bank	2 Week Repo Rate	26-Sep-2018	1.25	0.509		NO CHANGE	-	65.35
	Bank of England	Bank Rate	13-Sep-2018	0.75	0.706		NO CHANGE	-	98.58
	Bank of Japan	Policy Rate Balance	19-Sep-2018	-0.10	-0.060		NO CHANGE	-	98.29
	Reserve Bank of New Zealand	Cash Rate	27-Sep-2018	1.75	1.745		NO CHANGE	-	98.71
	National Bank of Poland	7 Day Repo Rate	05-Sep-2018	1.50	1.392		NO CHANGE	-	64.86
	Sveriges Riks Bank	Repo Rate	06-Sep-2018	-0.50	-0.526		NO CHANGE	-	94.42
	Swiss National Bank	3M Target LIBOR Rate	20-Sep-2018	-0.75	-0.741		NO CHANGE	-	97.99
	Central Bank of Russia	Bank of Russia Key Rate	14-Sep-2018	7.25	7.221		NO CHANGE	-	88.58
	Banco Central de Reserva del Peru	Overnight Target Rate	13-Sep-2018 Ⓢ	2.75Ⓢ	2.649Ⓢ		NO CHANGE	-	59.51
	Reserve Bank of India	Overnight Target Rate	04-Oct-2018	6.50	6.644		HIKE	0.25	57.47

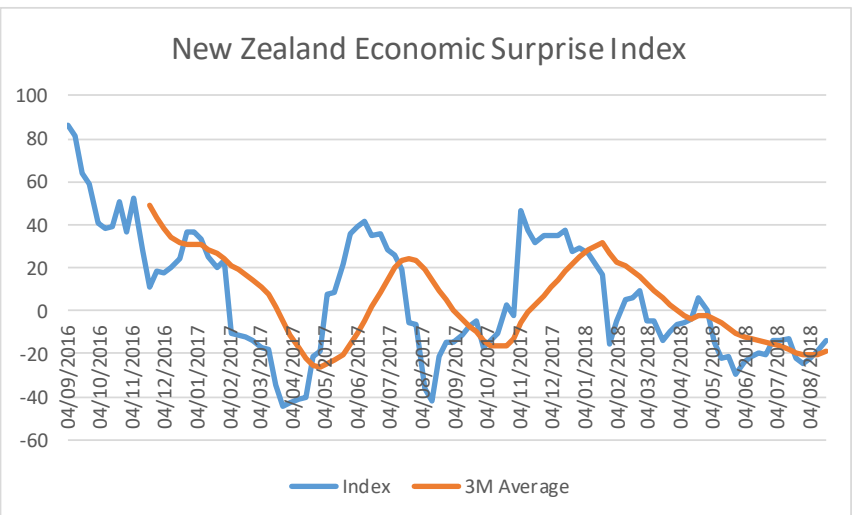
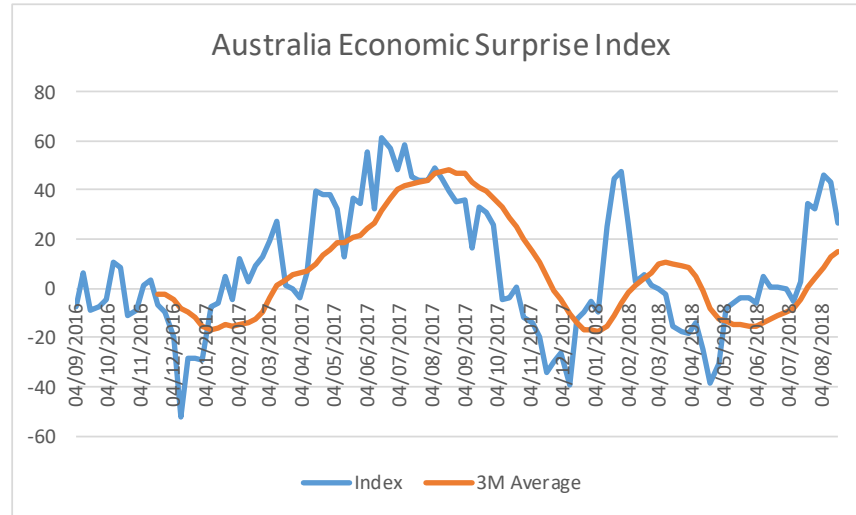
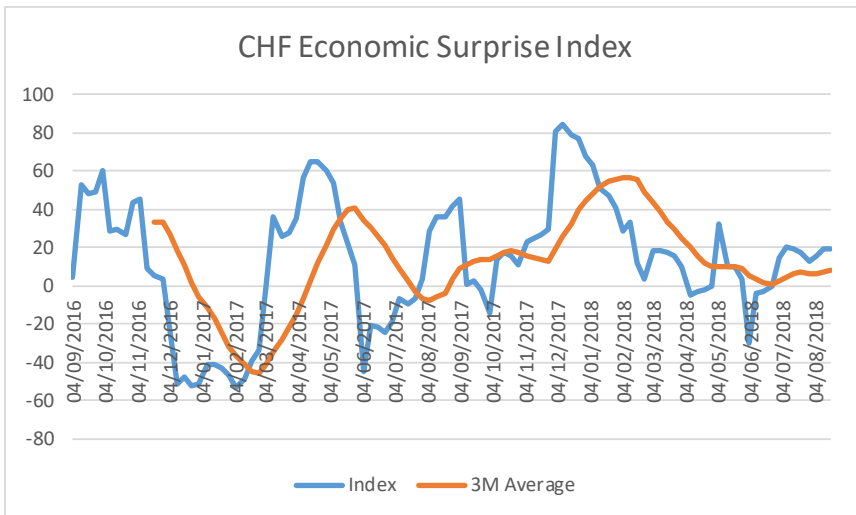
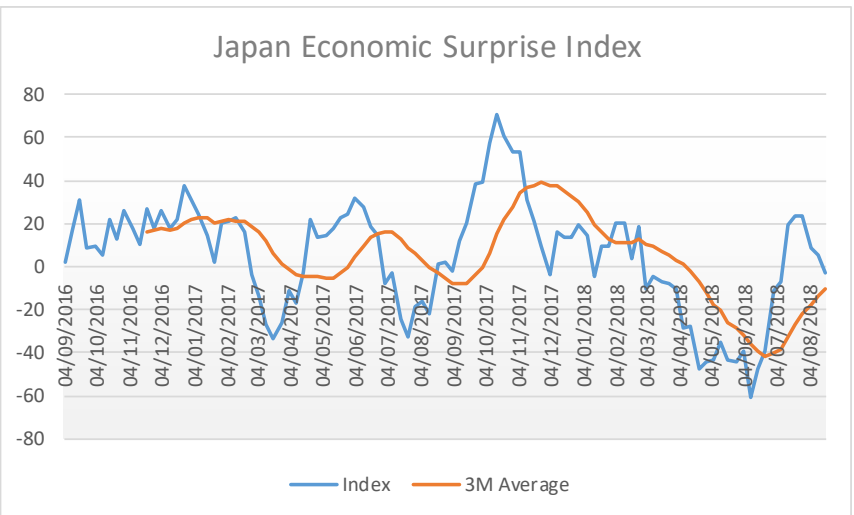
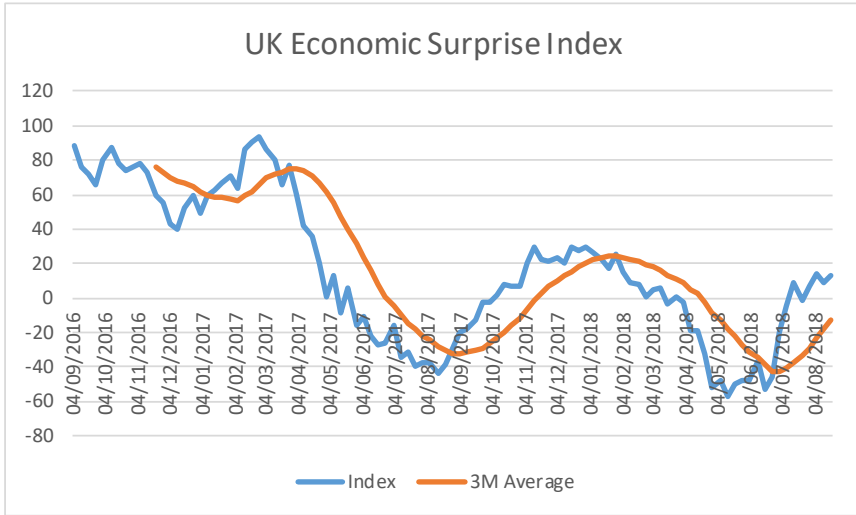
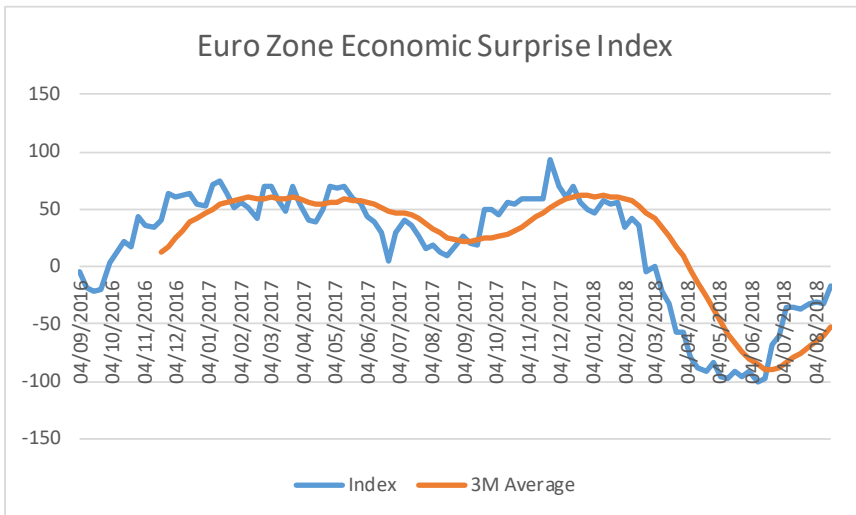
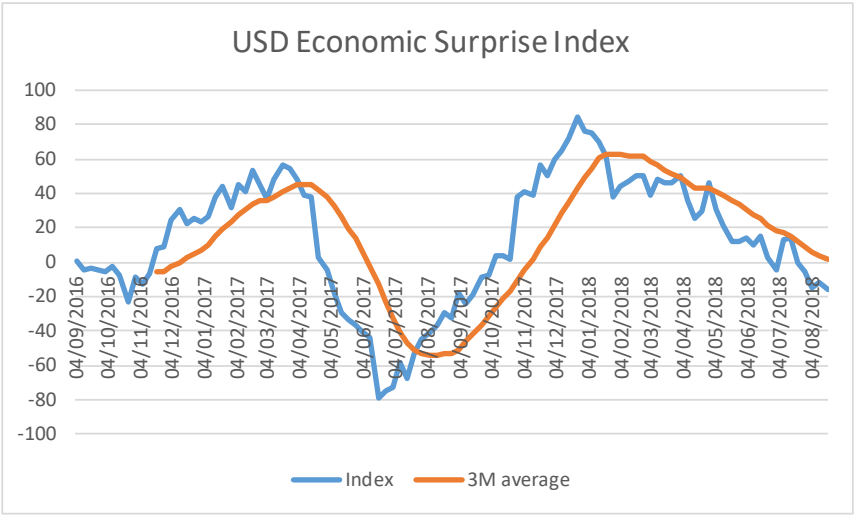
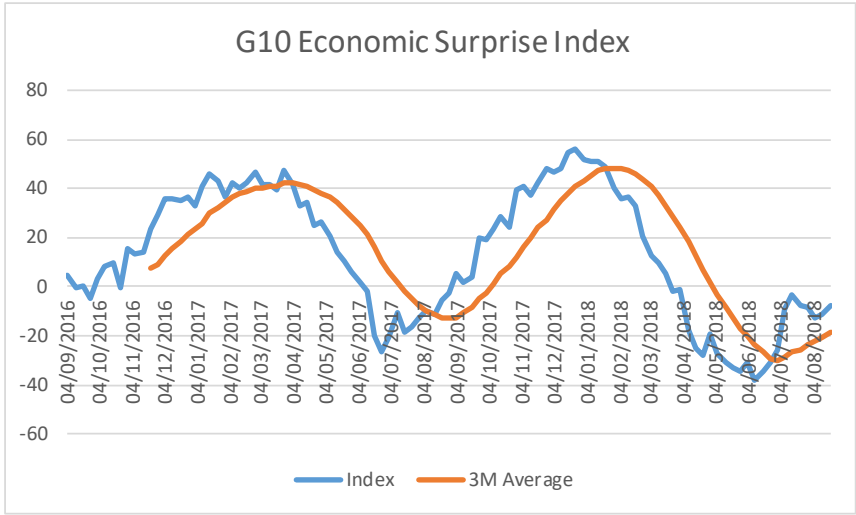
EU SOVEREIGN 10YR SPREADS



STOCK MARKET INDEXED PERFORMANCE 2018



CITIFX ECONOMIC SURPRISE INDICES



Source: Reuters, T1 Research



GENERAL DISCLAIMER

This research has been prepared by TIER1FX It is provided for informational purposes only. It does not constitute or form part of, and shall under no circumstances be considered as, an offer to sell or a solicitation of an offer to purchase or sell any relevant financial instruments (i.e. financial instruments mentioned herein or other financial instruments of any issuer mentioned herein and/or options, warrants, rights or other interests with respect to any such financial instruments) ('Relevant Financial Instruments').

The research report has been prepared independently and solely on the basis of publicly available information that considers to be reliable. While reasonable care has been taken to ensure that its contents are not untrue or misleading, no representation is made as to its accuracy or completeness and TIER1FX accepts no liability whatsoever for any direct or consequential loss, including without limitation any loss of profits, arising from reliance on this research report.

The opinions expressed herein are the opinions of the research analysts responsible for the research report and reflect their judgement as of the date hereof. These opinions are subject to change and TIER1FX does not undertake to notify any recipient of this research report of any such change nor of any other changes related to the information provided in this research report.

This research report is protected by copyright and is intended solely for the designated addressee. It may not be reproduced or distributed, in whole or in part, by any recipient for any purpose without TIER1FX prior written consent.

